



**RIVER
STONE**

IPAA Private Capital Conference

January 21, 2014

N. John Lancaster, Jr.

Partner

Riverstone Holdings LLC



Important Information

This presentation is made available on a confidential basis to sophisticated investors for the purpose of providing certain information about Riverstone Holdings LLC and its affiliates (“Riverstone”), TC Group, L.L.C. and its affiliates (“Carlyle”), and specified investment funds sponsored by Riverstone and Carlyle (each, a “Fund”). Any reproduction or distribution of this presentation in whole or in part or the disclosure of its content without prior written consent from Riverstone is strictly prohibited. This presentation does not constitute an offer to sell or a solicitation of an offer to purchase interests in any Fund. Any such offer or solicitation shall only be made pursuant to a confidential private placement memorandum for a Fund, which qualifies in its entirety the information set forth herein and which should be read carefully prior to investment in any Fund for a description of the merits and risks of an investment in the Fund. An investment in a Fund entails a high degree of risk and no assurance can be given that a Fund’s investment objective will be achieved or that investors will receive a return of their capital.

References to portfolio companies are presented to illustrate the application of Riverstone/Carlyle’s investment process only and should not be considered a recommendation of any particular security or portfolio company. It should not be assumed that investments made in the future will be profitable or will equal the performance of past investments.

Certain information contained in this presentation, including the values given for some assets, is non-public, proprietary and highly confidential information. Accordingly, by accepting and using this presentation, you will be deemed to agree not to disclose any information contained herein except as may be required by law. In addition, certain information contained in this presentation has been obtained from published and non-published sources prepared by other parties, which in certain cases have not been updated through the date hereof. While such information is believed to be reliable for the purpose used in this presentation, Riverstone/Carlyle does not assume any responsibility for the accuracy or completeness of such information and such information has not been independently verified by Riverstone/Carlyle. Except where otherwise indicated herein, the information provided in this presentation is based on matters as they exist as of the date of preparation and not as of any future date, and will not be updated or otherwise revised to reflect information that subsequently becomes available, or circumstances existing or changes occurring after the date hereof.

Certain information contained herein constitutes “forward-looking statements,” which can be identified by the use of terms such as “may”, “will”, “should”, “expect”, “anticipate”, “project”, “estimate”, “intend”, “continue,” “target” or “believe” (or the negatives thereof) or other variations thereon or comparable terminology. Due to various risks and uncertainties, actual events or results or actual performance of the Fund can be expected to differ materially from those reflected or contemplated in such forward-looking statements. As a result, investors should not rely on such forward-looking statements in making their investment decisions. No representation or warranty is made as to future performance or such forward-looking statements.

This presentation is not intended to and does not represent actual or anticipated overall investment results for any Riverstone Funds. Riverstone does not intend to update or otherwise revise this presentation to reflect actual circumstances or to reflect the occurrence of unanticipated events, even in the event that any or all of the underlying assumptions are shown to be in error. Furthermore, Riverstone does not intend to update or revise this presentation to reflect changes in general economic or industry conditions.

Riverstone Holdings LLC

Building global energy and power businesses with exceptional teams and consistent, strong performance

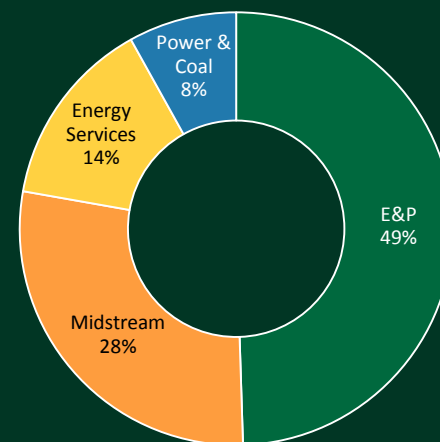
Industry Expertise	Global Scale & Footprint ¹	Alignment with Partners	Superior Performance
<ul style="list-style-type: none">• 46 investment professionals with a combined total of 573 years of experience in the energy industry; over 2000 years including current portfolio company CEOs• Single industry focus facilitates proprietary deal flow, allows us to closely monitor cycles, and generate better risk-adjusted returns• Investment professionals have a unique combination of deep industry knowledge, financial expertise, and operating capabilities	<ul style="list-style-type: none">• \$27 billion raised across all funds• Current portfolio of 105 investments and \$80+ billion global footprint across all sectors provide proprietary investment opportunities; 30% of investments sourced by the footprint• \$25.1 billion of equity committed (including co-investments) and \$20.0 billion invested• Global team based in New York, London, and Houston	<ul style="list-style-type: none">• Over \$1 billion of sponsor commitments across all funds^{1,2}• Over 85% of new deal flow comes from Riverstone professionals, our existing portfolio companies, management teams, and our Advisory Board• 22 instances of repeat management teams across the Global Energy and Power Funds	<ul style="list-style-type: none">• Consistent generation of strong returns and high multiples of equity invested over 14-year history

Riverstone Exploration & Production Activity

\$10.3 billion
of capital
committed
to E&P

\$7.7 billion
invested

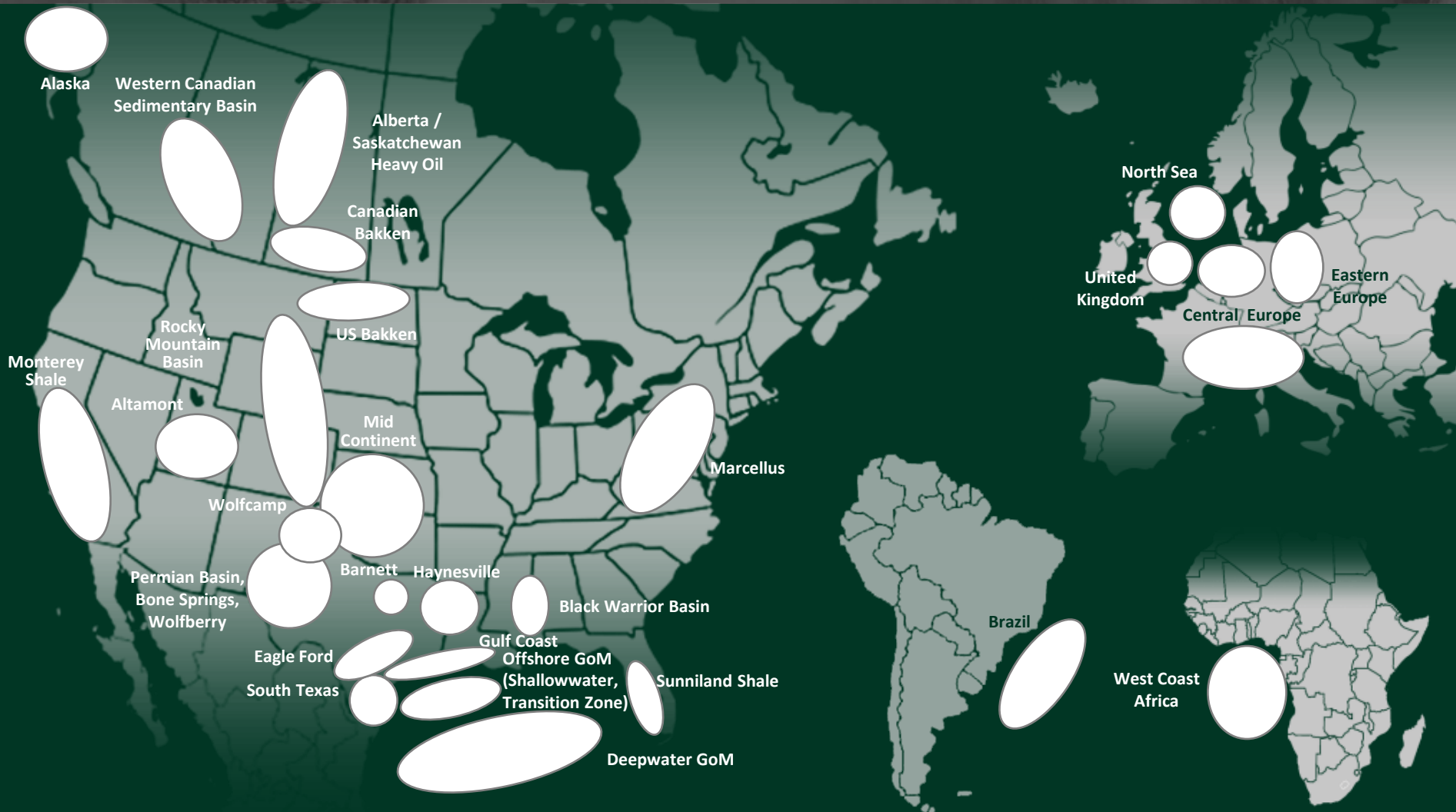
\$ million	Fund	Equity Committed	Equity Invested
Legend I	I, II	\$62	\$62
Mariner	II	67	67
Belden	II	74	74
Legend Production	II, III, IV	1,045	866
Cobalt	II, III	495	364
Phoenix	III	146	146
RTA	III	86	86
Vantage	III	210	188
Dynamic Offshore	IV	202	202
Shelter Bay	IV	250	250
Titan Operating	IV	403	403
CanEra	IV	95	95
Eagle Energy	IV	76	76
Cuadrilla	IV	118	102
Three Rivers	IV	277	277
Sugarkane	IV	135	135
Enduro	IV	431	431
Northern Blizzard	IV	294	294
Liberty Resources	IV	211	211
ILX	IV	225	93
CanEra II	IV	207	207
Barra Energia	IV	500	244
Talos	V	175	140
EP Energy	V	500	500
Enduro II	V	100	57
Fairfield	V	190	140
Vantage II	V	160	116
Three Rivers II	V	400	217
Kerogen	V	200	152
White Rose	V	165	21
Fieldwood	V	1,400	1,280
Venado	V	125	67
ILX II	V	450	93
Trail Ridge	V	125	27
Carrier Energy	V	100	1
Eagle Energy II	V	300	3
Liberty Resources II	V	300	-
Total		\$10,299	\$7,687




Total Equity Committed
since Inception:
\$20.9 Billion


Note: All figures include co-investments. As of December 31, 2013. Includes Fund I, Fund II, Fund III, Fund IV, Fund V, REL and co-investment equity related to these funds. Does not include Renewable Funds I & II and related co-investments.

Global Footprint in Exploration & Production



Exploration & Production





Challenges and Opportunities in the Coming Year

- Prioritization of:
 - \$
 - Management Focus
- Commodity price levels and management
- Regulation/Legislation
- Availability and quality of services
- Market access/logistics
- Capital – too little or too much?